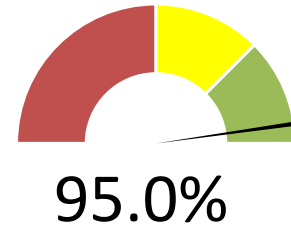
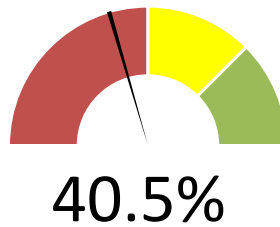
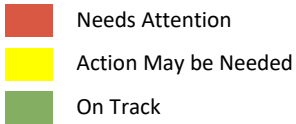


Overview

Current Scenario

Recommended Scenario

Retirement Success Probability



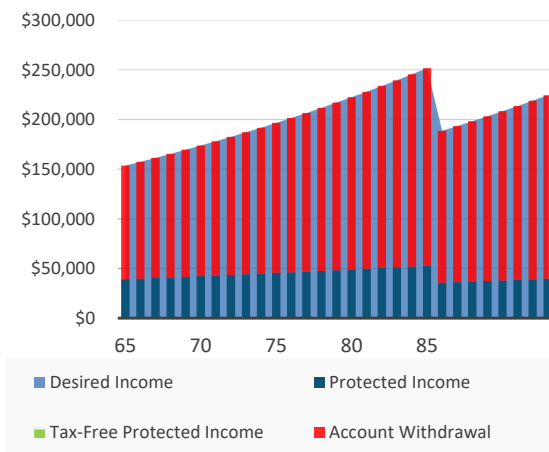
Retirement Details

Retirement Probability (+10 Years)	26.0%	95.0%
Protected Income % of Desired Income	21.7%	82.2%
Assets Remaining at Life Expectancy	802,337	3,310,638

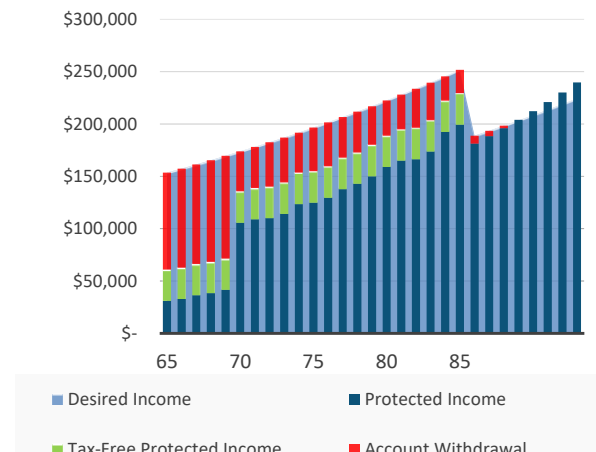
Total Lifetime Protected Income

Social Security	1,261,839	1,515,175
Pension	0	0
Annuity	0	2,641,120
Cash Value Life Insurance	0	630,000
Total Protected Income	1,261,839	4,786,295

Current Scenario - Desired Income and Total Protected Income



Recommended Scenario - Desired Income and Total Protected Income



* Projections and information in this report regarding potential outcomes are hypothetical and are not intended to reflect actual results nor guarantee future results. Please view the last page for a further explanation of this report.