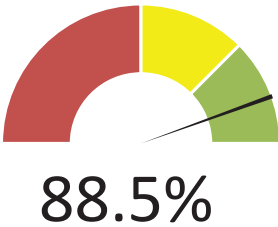
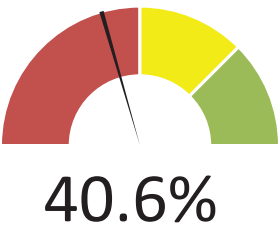
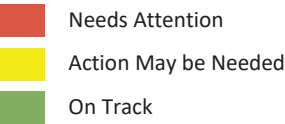


Overview

Current Scenario

Recommended Scenario

Retirement Success Probability



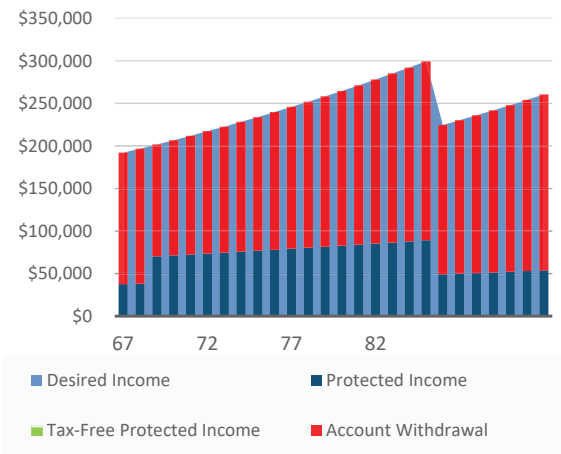
Retirement Details

Retirement Probability (+10 Years)	22.1%	78.5%
Protected Income % of Desired Income	28.4%	68.8%
Assets Remaining at Life Expectancy	676,102	1,445,448

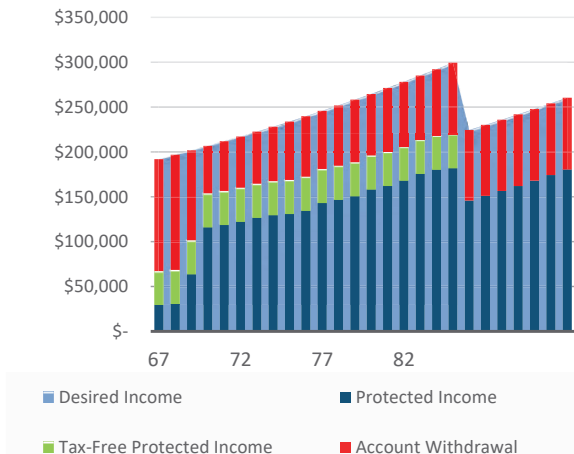
Total Lifetime Protected Income

Social Security	1,785,651	1,926,762
Pension	0	0
Annuity	0	1,678,418
Cash Value Life Insurance	0	722,000
Total Protected Income	1,785,651	4,327,180

Current Scenario - Desired Income and Total Protected Income



Recommended Scenario - Desired Income and Total Protected Income



* Projections and information in this report regarding potential outcomes are hypothetical and are not intended to reflect actual results nor guarantee future results. Please view the last page for a further explanation of this report.